

# 2023 Bow Community Building Capacity Model *Baseline Rev. 3*

Performed March-May 2024, RM Mayo

Data Source: 2023 Parks & Rec Programs held at BCC,  
Usage of Community Building by Community Group & private rentals  
Addendum for Pickleball Classes

Participant Data

Basis data provided by Bow P&R Director

# Submittal letter for 2023 BCC Capacity Model baseline

*July 17 2024*

The attached report was compiled with the intention to provide a more numerical and objectively factual representation of the extent to which the Bow NH Community Center building was used in 2023.

The intended audience was the Bow Community Building Committee, Select Board, and Taxpayers. The purpose of the analysis is to provide baseline data of historical usage of the existing Community Building asset; to be used as a factor in decision making related to taxpayer investment(s) toward improvements to the existing facility, or toward construction of new building.

The model relies on raw data as provided by the Bow Parks & Recreation Director for the subject year. The data set provided information on hours of use, purpose, and timing. The data also provided information on registrations, distinct user counts and non-resident participation (privacy interests were protected).

To conclude, the retrospective view of the Bow Community Building's 2023 utilization provides objective and numerical information.

*Reference Note - Comparative input received from the Concord NH Community Center on June 18, 2024: the Concord NH Community Center operates within a range of 35%-40%.*

# BCC Capacity & Usage Data notes, Rev. 3

- 52 weeks - 2023
- Five Sessions: 13, 13, 9, 8, 9 weeks
- Operating range: 0530a- 1000p for ( actual program & booking boundaries )
- Make-up sessions included in program date range (confirmed w/DL)
- Set-up & breakdown buffer spacing added
- Programs w / partial session durations have been adjusted to reflect actual use
- Thanksgiving, Christmas, MLK Day, July 4<sup>th</sup> and Labor Day have been removed from available capacity, other holidays were active and thus considered as available for programs & rentals
- User data is based on registrations; screened to account for individual participants registering for one or for multiple programs, and also to isolate the number of non-residents

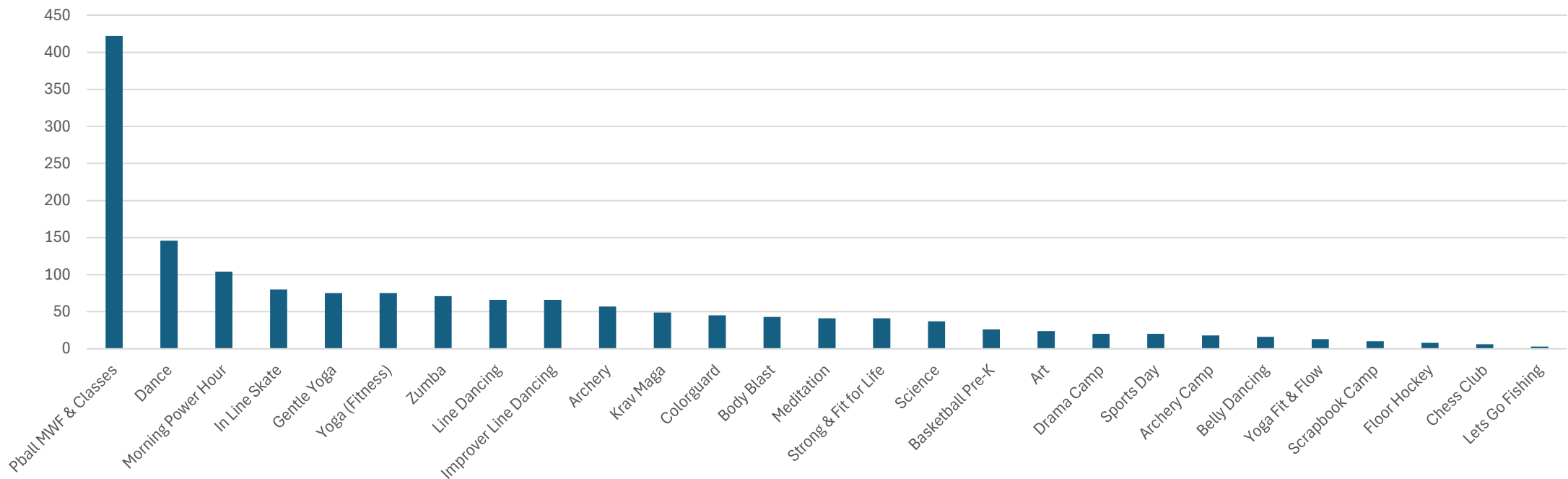
# BCC 2023 Usage Data Summary, Rev. 3

5/10/24 R3 Bow Community Center: 2023 Utilization (Adj for Maint, Janit, Buffer, Holidays, + 3 Corrections)			
Session	Net Available (30m slots)	P&R Program or Rented	
Winter	2960	1075	36.3%
Spring	2993	1011.5	33.8%
Summer	2005	440	21.9%
Early Fall	1805	669.5	37.1%
Late Fall	2003	662.5	33.1%
Full Year	11766	3858.5	32.8%
	32.79%		

Conclusion 1: The existing Bow Community Center as currently configured, was scheduled as Booked for approximately one third of the available hours between 5:30am – 10:00pm.

# 2023 BCC Usage by P&R Program, Rev 3

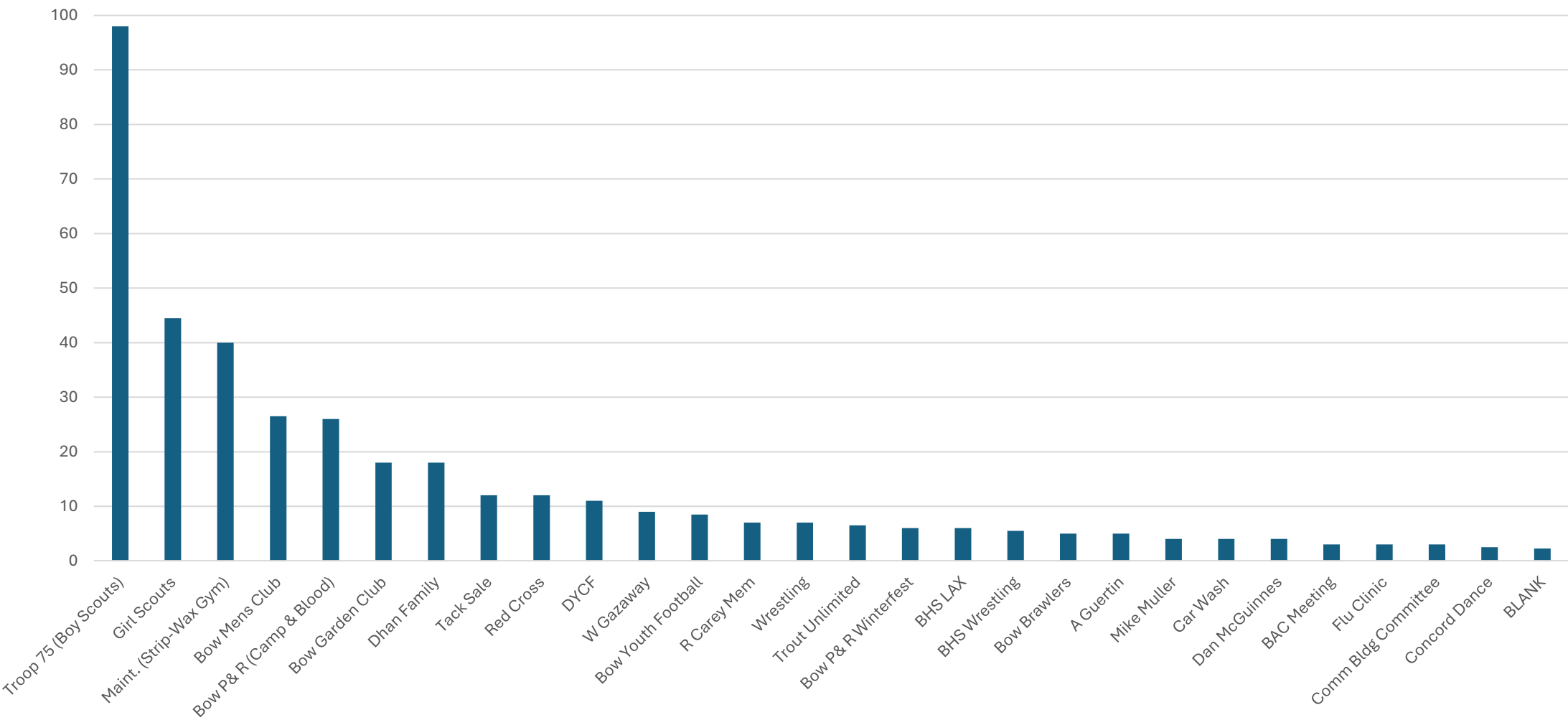
2023 Total Bow P&R Hour Units Booked at BCC by Program  
1,542 P&R Programmed Hours



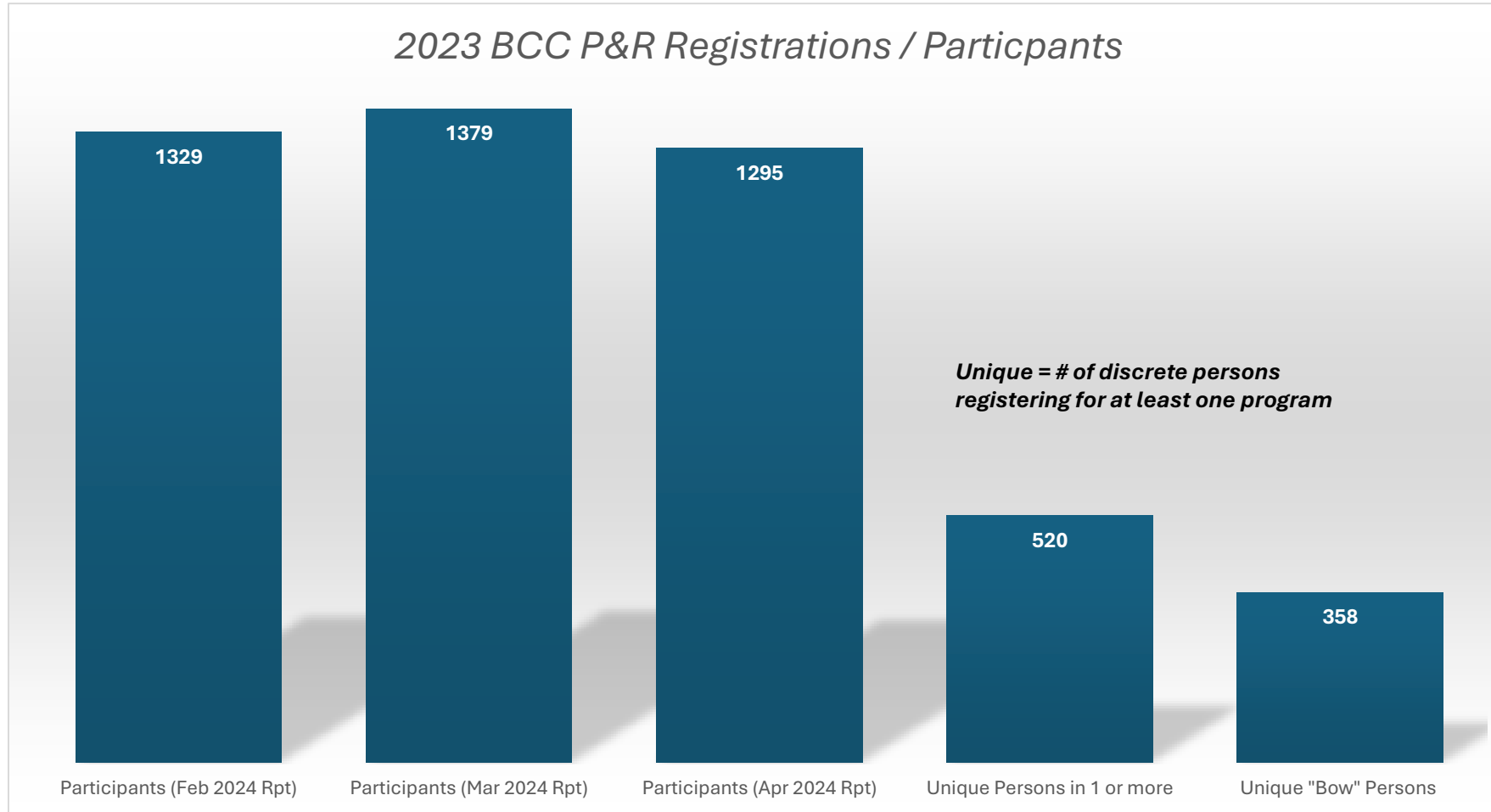
Pickleball: Single largest P&R program occupant (422H) by more than 2.75X next largest program (98 of 1379 total registrations)

# 2023 BCC “non-P&R” Bookings by Group, Rev 3

2023 BCC Community Group & Rentals Booked: 392 Total Hrs / 27 Groups



# “Participants” in 2023 BCC Centric P&R programs



Conclusion 1: the term ‘Participants’ used in Nov & Jan Info sessions should have been labeled Registrations

Conclusion 2: there are 520 individuals who participated in one or several 2023 BCC centric programs

Conclusion 3: 31% (or 162) of that 520 cohort are residents from other towns

Conclusion 4: P&R programs held at the BCC serve 4.3% of the town’s population [358 / 8300]